




**Homeland Security
and Emergency Services**

New York State's

Elected Officials Guide to Emergency Management



Purpose of the Guide

This guide is designed to provide Elected Officials with an overview of emergency management in New York State. Additional information can be found at the New York State Division of Homeland Security and Emergency Services (DHSES) website at www.dhSES.ny.gov.

In developing this guide, DHSES worked closely with the New York State Emergency Management Association (NYSEMA), comprised of County and other local emergency managers from across the State.

About DHSES

DHSES provides leadership, coordination, and support to prevent, protect against, prepare for, respond to, recover from, and mitigate disasters and other emergencies.



**Homeland Security
and Emergency Services**

About the DHSES Office of Emergency Management

For more than 50 years, the DHSES Office of Emergency Management (DHSES OEM) and its predecessor agencies have been responsible for coordinating the activities of all State agencies to protect New York's communities, the State's economic well-being, and the environment from natural and human-caused disasters and emergencies.

DHSES OEM routinely assists local governments, voluntary organizations, and private industry through a variety of emergency management programs. DHSES OEM also oversees the State Emergency Operations Center (EOC) used to coordinate the State's disaster response activities in support of local government. DHSES OEM currently has the following Sections:

- Headquarter Operations
- Field Operations
- Planning
- Radiological Emergency Preparedness
- Training and Exercises



**Homeland Security
and Emergency Services**

**Emergency
Management**

About NYSEMA

NYSEMA is a non-profit organization supporting and enhancing local emergency management efforts in New York State. In doing so, NYSEMA works with DHSES and other agencies to:

- Promote active, on-going, and adequately funded emergency management programs at all levels of government (Local, State and Federal).
- Build on the foundation of existing emergency management plans, systems, and capabilities to broaden their applicability to the full spectrum of emergencies, emphasizing implementation of emergency management measures known to be effective.
- Foster a full Local, State and Federal Governmental partnership with provisions for flexibility at all levels of government for achieving common goals.
- Promote more complete integration of emergency management planning into Local and State policy making and operational systems.
- Assist in the development of a coordinated response network through the combined efforts of Local, State, and Federal Agencies as well as the private sector.



About NY Responds

NY Responds is a state-of-the-art online incident management system used within State and County EOCs to develop and maintain situational awareness and coordinate the sharing of emergency resources across the State. DHSES OEM has made the NY Responds system available to every County in New York to serve as a single, unified system to ensure visibility, transparency, and accountability of emergency response activities and assets. It is critical for Elected Officials to understand the NY Responds system and promote its use during emergencies.



The Roles of Elected Officials

Elected Officials have important roles during all phases of emergency management. Some of these roles are highlighted below and are further explained in this guide.

Before Disasters Strike

- Make planning for disasters a priority at all levels of your organization.
- Meet with your emergency management team to learn about the hazards threatening your jurisdiction and what is being done to address those hazards.
- Learn about emergency management and disaster assistance programs.
- Encourage all government agencies and business leaders to coordinate and collaborate with your jurisdiction's emergency management agency.
- Get familiar with your jurisdiction's EOC.
- Encourage individuals, families, and businesses to develop an emergency plan as well as alternate travel routes, so they can be self-sufficient in the immediate aftermath of a disaster.
- Participate in disaster drills and exercises.
- Learn the damage assessment process and how it impacts the possibility of obtaining Federal assistance.
- Learn your legal authorities and responsibilities.
- Obtain the necessary training to become a leader for your constituents during an emergency. More information about training can be found at: www.dhses.ny.gov/training.

During a Disaster

- Support and work with your emergency management officials as needed; this may include declaring a State of Emergency and issuing emergency orders if you are the Chief Elected Official within your jurisdiction.
- Understand the resource request process and work within the NY Responds system to avoid competing or conflicting requests; all resource requests need to be routed through the County emergency management agency and EOC (when activated).
- Communicate quickly, clearly, and effectively to your constituents and work with your partners to ensure a coordinated message.
- Get accurate public information out early and often.
- Maintain situational awareness regarding the disaster by staying informed.
- Identify disaster related damages in your jurisdiction to support a potential request for a federal disaster declaration.
- Trust and empower your emergency management officials to make the right decisions.

After a Disaster

- Understand the Federal Disaster Declaration process and what funding may be available to assist with the recovery; Federal assistance is generally only available after the President issues a Major Disaster Declaration and damage thresholds must be met to qualify for Federal aid.
- Ask questions; the recovery process and programs can be complex.
- Support your community throughout the recovery; it can be a long process particularly for major disasters.
- Help to identify opportunities to build back better and mitigate future damage through mitigation planning and smart infrastructure investments.
- Ensure any approved recovery projects are completed within applicable deadlines to preserve federal funding.



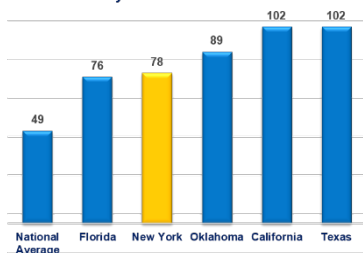
New York State's Risk Profile

New York State faces a variety of human-caused and natural hazards and no state has endured the threat of terrorism like New York. Additionally, New York State has recently faced some of the largest natural disasters in the State's history with Hurricanes Sandy and Irene and Tropical Storm Lee. Most recently, the COVID-19 pandemic and record flooding associated with Hurricane Ida have had devastating impacts on New York. Collectively, these events have resulted in the loss of life and property and billions of dollars in damages. These recent disasters are just some of the threats and hazards we face, and it is critical elected leaders in New York State understand the risks and the importance of emergency management at all levels of government.

Examples of the Threats and Hazards Facing New York State

- Flooding
- Hurricanes/Tropical Storms
- Tornadoes
- Winter Storms/Ice Storms
- Wildfires
- Earthquakes
- Drought
- Pandemics/Public Health Emergencies
- Infrastructure Failures
- Transportation Accidents
- Hazardous Materials Incidents
- Terrorism
- Active Shooter Situations
- Cyber Attacks

Federally Declared Disasters To Date



As of October 2021, New York State currently ranks fourth in the nation in the number of Federal Disaster Declarations. Every County in New York has been impacted by at least one of these disasters. Many emergencies do not meet the Federal Disaster Declaration criteria, but still cause major local impacts.

Emergency management protects communities by coordinating and integrating all activities necessary to save lives, reduce human suffering, and mitigate further harm to disaster-affected populations. This is done through a process of building, sustaining, and improving the capability to prepare for, respond to, recover from, and mitigate against threatened or actual natural disasters, acts of terrorism, or other human-caused hazards. Emergency management exists at all levels of government and relies on the coordination and integration of a variety of public and private sector partners during the four phases of emergency management (outlined below).



Preparedness: Building the emergency management function through planning and policy development, staffing, obtaining necessary equipment, and conducting emergency management training and exercises. Stakeholder outreach and education efforts are also important preparedness activities.

Response: Conducting emergency operations to save lives, reduce suffering, and mitigate further harm from disaster-affected populations.

Recovery: Rebuilding communities to function on their own and developing resiliency for future events.

Mitigation: Taking sustained actions to reduce or eliminate long-term risk to people and property from hazards.

Overview of NYS Executive Law Article 2-B

Article 2-B of New York State's Executive Law provides the statutory governance of emergency management activities in New York State, including the authority of State and Local Chief Executives. It also created the State Disaster Preparedness Commission (DPC). The DPC is made up of officials from 30 State agencies, offices, and authorities and the American Red Cross, with the Commissioner of DHSES serving as the permanent chair. DHSES OEM acts as the operational arm of the DPC and serves as the focal point for all emergency management programs, including maintaining the State EOC and coordinating and directing State Agencies and assets in response to a disaster or emergency.

Article 2-B also ensures:

- Local government and emergency service organizations continue their essential role as the first line of defense in times of disaster.
- The State provides appropriate supportive services to the extent necessary.
- Local government officials take an active role in the development and implementation of disaster preparedness programs.
- State and local natural disaster and emergency response functions are coordinated to bring the fullest protection and benefit to the people.
- State resources are organized and prepared for immediate effective response to disasters which are beyond the capability of local governments and emergency service organizations.
- If the DPC finds a local government is unable to manage a local disaster, with the approval of the Governor, the State may assume temporary direction over local disaster operations.

Disaster Preparedness

Planning

Article 2-B outlines the requirements for State and Local disaster plans. The DPC is responsible for maintaining the State's Comprehensive Emergency Management Plan (CEMP) and its functional annexes. The CEMP is composed of the State's Multi-Hazard Mitigation Plan, Response and Short-Term Recovery Plan, and Long-Term Recovery Plan. Local Emergency Management Offices are generally responsible for developing and maintaining CEMPs.

10 Step CEMP Planning Process

1. Assemble the Planning Team
2. Conduct Hazard Analysis
3. Examine Risk Reduction Strategies
4. Conduct a Capability Assessment
5. Develop a Response Plan
6. Develop a Recovery Plan
7. Engage/Educate the Community
8. Exercise the Plan (s)
9. Approve the Plan (s)
10. Update the Plan (s)

Jurisdictions should also develop Continuity of Operations (COOP) and Continuity of Government (COG) plans to ensure government and agency functions can continue to operate during a crisis. More information on CEMP, COOP, and COG planning, including templates and planning guides, can be found on the Planning portion of the DHSES website.

Training and Exercises

It is critical to conduct emergency response training to ensure everyone understands the plan and their roles during an emergency. Elected Officials should take advantage of training and participate in drills and exercises designed to test response capabilities and disaster plans. There are a variety of online and classroom courses available, and DHSES has worked with NYSEMA to develop specialized training for local emergency managers and executives as part of the Emergency Management Certification and Training (EMC & T) program. This program provides targeted training, or Tiers, for County Chief Executives (Tier 1), County Emergency Managers (Tier 2), and other local public officials (Tier 3). More information on the various training opportunities can be found on the Training portion of the DHSES website and by contacting your jurisdiction's emergency management agency.

Citizen and Community Preparedness

It is the responsibility of every citizen in the State to ensure themselves and their families have taken the necessary steps needed to prepare for a major disaster, such as:

- Making an emergency plan
- Preparing an emergency kit
- Becoming informed of potential disasters and hazards
- Getting involved with disaster volunteer organizations

Taking steps to enhance awareness and prepare for emergencies will build a stronger community and can help save lives in New York State. DHSES has established an Aware Prepare website (<https://prepare.ny.gov/>) aimed at providing New York State citizens, businesses, and communities with information to better prepare for disasters and emergencies. The State's Citizen Preparedness Corps training initiative is also intended to enhance citizen preparedness, providing citizens with the training to prepare for and respond to emergencies and recover as quickly as possible to pre-disaster conditions. Training sessions are led by the New York National Guard, working with experts from the DHSES OEM and DHSES Office of Fire Prevention and Control (OFPC). Elected Officials should also promote this preparedness message to their constituents and communities.

Disaster Response

The State provides a variety of support to local governments during emergency and disaster response situations. These efforts are coordinated by DHSES through the County emergency management agencies. Some of the key activities include:

- Directing and coordinating State emergency response activities in support of local government.
- Working with local government to identify and meet emergency needs and resource requests.
- Gathering and sharing information about the disaster to ensure effective situational awareness.
- Conducting preliminary damage assessments and gathering other information necessary to support requests for a Major Disaster Declaration and the associated Federal funding.

In addition to the activities mentioned above, based on the authority derived from Article 2-B, the Governor can also declare a State Disaster Emergency and suspend State laws in support of the response effort. This process and other key disaster response concepts are further outlined in this guide.



National Incident Management System/Incident Command System

To ensure consistency and a coordinated response between the various levels of government, disaster response activities in New York State are conducted in accordance with the National Incident Management System (NIMS) and the associated Incident Command System (ICS).

NIMS: provides a consistent nationwide framework to enable Federal, State, Tribal, and Local governments, nongovernmental organizations (NGOs), and the private sector to work together to prevent, protect against, respond to, recover from, and mitigate the effects of incidents, regardless of cause, size, location, or complexity. This consistency provides the foundation for utilization of NIMS for all incidents, ranging from daily occurrences to incidents requiring a coordinated Federal response.

NIMS Compliance

State and Local governments must comply with the use of NIMS (and ICS) to remain eligible to receive Federal grant funding.

ICS: is a key component of NIMS and is the system used by State and Local agencies in New York State. ICS is a standardized, on-scene, all-hazards incident management approach which:

- Allows for the integration of facilities, equipment, personnel, procedures, and communications operating within a common organizational structure.
- Enables a coordinated response among various jurisdictions and functional agencies, both public and private.
- Establishes common processes for planning and managing resources.

Emergency Operations Centers (EOCs)

EOCs are used to help coordinate and manage disasters requiring response resources from numerous agencies and/or levels of government. An EOC is a location from which centralized emergency management activities can be performed. It is a facility used to coordinate the overall agency or jurisdictional response and support the response activities occurring in the field, and **it is critical all information and/or resource requests be routed through the EOC when activated**. EOCs are typically activated for larger events, or in some cases, to monitor emerging situations or planned events. EOCs vary in size and complexity depending upon the jurisdiction. Elected Officials should make time to visit their jurisdiction's EOC to understand how it is organized and activated during an event. It is also important to note every County has access to the NY Responds system within their EOC. To schedule a visit to your County EOC, please contact your County Emergency Manager. Contact information is available at: <https://nysema.org/>.

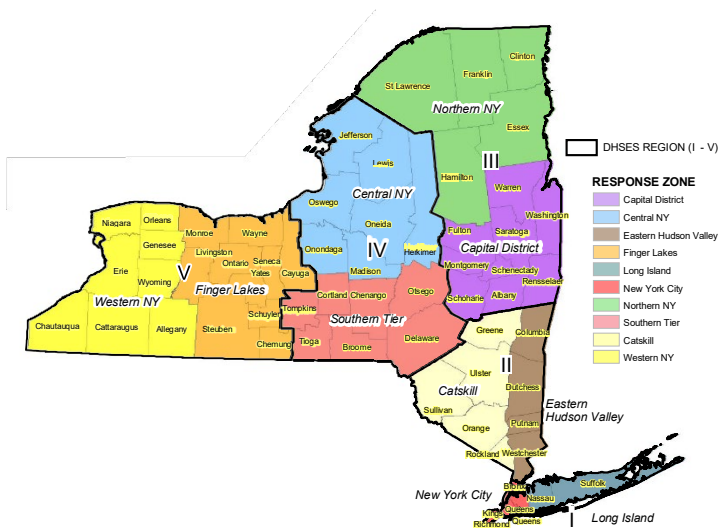


DHSES Regions/OEM Response Zones

DHSES provides service to Counties and Local governments across the State through a five-region construct. Included in all five regions are two OEM Response Zones, each with a Regional Director and Regional Coordinator who assist the Counties and localities with emergency management activities, including disaster response. In doing so, the OEM field staff work in close collaboration with the DHSES OFPC, State Police, and other State and Local agencies in the region.

Situational Awareness

Gaining and maintaining situational awareness is critical to understanding the scope and scale of an event and ensuring State and Local resources can be mobilized to respond quickly and effectively.



9/20/2012

DHSES OEM Regional Information

Region I

Long Island: Nassau, Suffolk

Address: 250 Veterans Memorial Highway, Room 4A7, Hauppauge, NY 11788

New York City: Bronx, Kings, New York, Queens, Richmond

Address: 633 Third Avenue, 32nd Floor, New York, NY 10017

Region II

Eastern Hudson Valley: Columbia, Dutchess, Putnam, Westchester

Address: 10 Ross Circle, Suite 1, South Poughkeepsie (city), NY 12601

Catskill: Greene, Orange, Rockland, Sullivan, Ulster

Address: 10 Ross Circle, Suite 1, South Poughkeepsie (city), NY 12601

Region III

Northern NY: Clinton, Essex, Franklin, Hamilton, St. Lawrence

Address: 20 Elm Street, Suite 105, Glens Falls, NY 12801

Capital District: Albany, Fulton, Montgomery, Rensselaer, Saratoga, Schenectady, Schoharie, Warren, Washington

Address: 1220 Washington Avenue, Building 22, Albany, NY 12226

Region IV

Central NY: Herkimer, Jefferson, Lewis, Madison, Oneida, Onondaga, Oswego

Address: 10 Adler Drive, Suite 103, East Syracuse, NY 13057

Southern Tier: Broome, Chenango, Cortland, Delaware, Otsego, Tioga, Tompkins

Address: 161 North Jensen Road, Vestal, NY 13850

Region V

Western NY: Allegany, Cattaraugus, Chautauqua, Erie, Genesee, Niagara, Orleans, Wyoming

Address: 100 Seneca Street, 5th Floor, Buffalo, NY 14203

Finger Lakes: Cayuga, Chemung, Livingston, Monroe, Ontario, Schuyler, Seneca, Steuben, Wayne, Yates

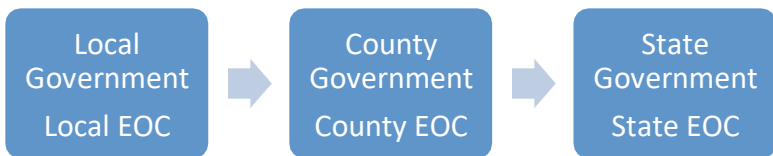
Address: 1530 Jefferson Road, Rochester, NY 14623

Please call the NYS Watch Center to contact your respective Regional Director

(518) 292-2200 | (518) 322-4982@fax.ny.gov | NY.StateWatchCenter@dhses.ny.gov

The NY Responds Resource Request Process

During a disaster, DHSES OEM will work to staff County EOCs and help local emergency managers identify resource needs and submit resource requests to the State EOC for processing. All local requests for resources must be routed through the County emergency management agency and the County EOC (if/once activated). If the request can't be filled locally, the County emergency management agency will seek assistance from the State. During disaster situations, the resource requests will be routed from the County EOC to the State EOC, as the State EOC serves as the centralized coordination point for all requests made to the State. If the State EOC is not activated, the County emergency management agency will work through DHSES OEM regional staff. **Note: when requesting State resources, it is critical to identify what assets are needed and explain the mission the County seeks to accomplish.**



Intrastate Mutual Aid Program (IMAP)

The IMAP is another tool the State and Local government can use to share emergency management resources. Established in Executive Law Article 2-B (§ 29-h), IMAP provides for mutual assistance among the State and participating local governments in the prevention of, response to, and recovery from, any disaster resulting in a formal declaration of an emergency by a participating local government. The Program also provides for cooperation among participating local governments in conducting disaster-related drills, exercises, or other training activities outside actual declared emergency periods. IMAP complies with requirements of NIMS/ICS. More information on the IMAP Program, including Standard Operating Guidelines, can be found on the DHSES website.

NYS Watch Center

In addition to the State EOC in Albany, NYS DHSES also operates the NYS Watch Center. The Watch Center operates 24/7 and monitors weather and other situations which may warrant State or Local response activities. Watch Center staff continuously monitor, analyze, and share information with DHSES OEM field staff and other internal and external stakeholders to ensure situational awareness. The Watch Center disseminates daily briefs during steady-state operations and situation reports during an incident. The NYS Watch Center can be reached 24/7 at 518-292-2200.

NY-Alert

NY-Alert is the State's all-hazards alert and notification system. It is part of New York State's ongoing commitment to provide New Yorkers with information so they will understand the risks and threats they may face and know how to respond

accordingly. The information shared through NY-Alert includes severe weather warnings, significant highway closures, hazardous materials spills, and many other emergency conditions. By signing up for NY-Alert, you can receive warnings and emergency information via the web, cell phone, email, and other technologies. Signing up for NY-Alert is free and Elected Officials should take advantage of this program and encourage others to do so as well. Additional information on NY-Alert, including how to register, can be found at www.alert.ny.gov.



NYS Stockpile Program

NYS DHSES uses a variety of mechanisms to identify and deploy resources to support local response needs during an emergency or disaster. One of those mechanisms is the New York State Stockpile Program. The Stockpile Program consists of ten (10) locations across the State holding a variety of resources, including, but not limited to, generators, light towers, mass care supplies (e.g., cots, blankets), pumps, and many other assets often needed during an emergency. It should be noted that **stockpile assets are only intended to be used during emergency situations and after other local resourcing options have been exhausted, and all requests must be made to DHSES through the County emergency manager. Stockpile requests are considered by DHSES on a case-by-case basis and are dependent upon what assets are needed and what mission the County seeks to accomplish.** As outlined above, the stockpile is one of many means DHSES may use to fulfill a request. DHSES may also obtain the requested resource from another agency or by procurement if the asset is not readily available elsewhere.



The Disaster Declaration Process

Most emergencies are handled locally without any need for State or Federal assistance. However, in those cases where the emergency evolves into a disaster which overwhelms State and Local resources, there is an established process to seek support from the Federal government.

The disaster declaration process generally begins with the Local response and a Local State of Emergency (if warranted). A State response and State Disaster Emergency Declaration often follow, allowing State assets and resources to be used in support of local government. State and Local states of emergency are critical and allow for the suspension of State and local laws and greater authority and flexibility to respond to the incident (e.g., the closure of State and local roads). **Although a Local State of Emergency generally occurs first, in some cases the State may act in advance of the Local government to ensure the State is better positioned to move assets or support the Local government's needs.** In these cases, DHSES OEM will work to ensure coordination and communication with local emergency management officials once executive decisions are made.

If the event looks as though it may overwhelm State resources, the Governor may seek a Federal Emergency Declaration, which would make Federal assets and resources available to assist with the response. If the event results in enough qualifying damage, the Governor may request the President declare a Major Disaster Declaration, which can open a variety of Federal recovery assistance programs for individuals and jurisdictions impacted by the disaster. **However, it is critical to understand not every disaster will result in funding assistance, as only the most severe events generally meet the required thresholds.** Therefore, it is important elected leaders understand the disaster declaration process and what funding may or may not be available.

Some of the more relevant types of Emergency/Disaster Declarations are outlined below:

Local State of Emergency: Declared by local governments, a Local State of Emergency allows for the establishment of curfews, road closures, creation of emergency shelters, suspension of local laws in special cases, and other activities to enable the local response effort.

State Disaster Emergency Declaration: Declared by the Governor, a State Disaster Emergency Declaration provides the ability to deploy State assets and resources, including the National Guard, and the suspension of State laws in special cases, to assist local governments during a disaster.

Federal Emergency Declaration: Declared by the President, a Federal Emergency Declaration is issued to lessen or avert the threat of a catastrophe. Generally, Federal assistance and funding are provided to meet specific emergency needs or to help prevent a catastrophe from occurring. A Federal Emergency Declaration allows for specific types of Federal assistance but is far more limited than a Major Disaster Declaration.

Major Disaster Declaration: Declared by the President, a Major Disaster Declaration makes a variety of Federal funding available for emergency relief and reconstruction assistance to the State and Local governments and individuals impacted by the disaster.

The graphic below further outlines the **Major Disaster Declaration** process. Although depicted in a linear fashion, several of these steps can occur near simultaneously. State and Local States of Emergency do not necessarily need to be declared to obtain a Major Disaster Declaration, although State and Local declarations are generally made prior to requesting Federal assistance.



DISASTER OCCURS



- Local response
- Local State of Emergency Declared
- County conducts initial damage assessment and reports damages to the County's Emergency Management and then to DHSES OEM
- Request for State Assistance (through the County)



- State Response
- Governor declares State Disaster Emergency
- Governor may request Federal Emergency Declaration



- DHSES must validate all damages and provide documentation to before FEMA will commit to a Preliminary Damage Assessment
- Preliminary Damage Assessment conducted with FEMA
- Governor requests Major Disaster Declaration (if enough damage)



- FEMA examines Damage and Disaster Declaration request
- President approves (or denies) Major Disaster Declaration
- If denied, the State can appeal



FEDERAL RECOVERY PROGRAMS (if approved)

- Note there are separate criteria necessary to obtain Public and Individual Assistance

Disaster Recovery

All disasters generally have some degree of recovery in which emergency management agencies, community groups, and others help individuals and jurisdictions recover from the event. Recovery funding programs may become available depending on the scope and magnitude of the disaster, and Federal assistance programs are generally only available if a Major Disaster Declaration is received. A Major Disaster Declaration can open a variety of Federal assistance programs, including some of the major FEMA programs outlined below:

Public Assistance (PA): Through the PA Program, FEMA provides supplemental Federal disaster grant assistance for debris removal, emergency protective measures, and the repair, replacement, or restoration of publicly owned facilities and facilities of certain Private Non-Profit (PNP) organizations damaged in the disaster. The PA Program also encourages protection of these damaged facilities from future events by providing assistance for hazard mitigation measures during the recovery process. **States and Counties must meet a damage threshold to obtain PA funding.**

Individuals and Households Program (IHP): Through the IHP, FEMA provides financial help or direct services to those who have necessary expenses and serious needs if they are unable to meet the needs through other means. Up to the IHP maximum is available in financial assistance (adjusted each year), although some forms of IHP assistance have limits. The types of assistance available includes: Housing Assistance (including Temporary Housing, Repair, Replacement, and Semi-Permanent or Permanent Housing Construction) and Other Needs Assistance (including personal property and other items). **States must be approved for Individual Assistance (IA) as part of the Major Disaster Declaration to receive IHP funding.**

Disaster Case Management Program (DCM): DCM is a time-limited process which involves a partnership between a case manager and a disaster survivor (also known as a “client”) to develop and carry out a Disaster Recovery Plan. This partnership provides the client with a single point of contact to facilitate access to a broad range of resources. State’s need to receive an IA declaration and apply for DCM funding; it is not guaranteed for every disaster.

Hazard Mitigation Grant Program (HMGP): The HMGP provides grants to states and local governments to implement long-term hazard mitigation measures after a major disaster declaration. The purpose of the HMGP is to reduce the loss of life and improve property due to natural disasters and to enable implementation of mitigation measures during the immediate recovery from a disaster. HMGP projects must provide a long-term solution to a problem (e.g., elevation of a home to reduce the risk of flood damages as opposed to buying sandbags and pumps to fight the flood). FEMA also runs two nationwide non-disaster mitigation grant programs annually. Grants are also available to prepare hazard mitigation plans, which are a prerequisite for accessing FEMA mitigation project grants.

In addition to funding from FEMA, other Federal agencies have recovery programs which can be utilized if the disaster meets certain thresholds and criteria. Some of these programs include:

Small Business Administration (SBA): The SBA has disaster recovery programs, including low interest disaster loans to homeowners, renters, businesses of all sizes, as well as private and nonprofit organizations. These loans may be used to repair or replace real estate, personal property, machinery and equipment, inventory, and business assets damaged or destroyed in a declared disaster.

US Department of Agriculture (USDA): The USDA also offers emergency loans to help producers recover from production and physical losses due to drought, flooding, other natural disasters, or quarantine.

Community Development Block Grant-Disaster Recovery (CDBG- DR): The US Department of Housing and Urban Development (HUD) provides CDBG-DR funds for recovery efforts involving housing, economic development, infrastructure, and prevention of further damage to affected areas, if such use does not duplicate funding available from FEMA, the SBA, or the US Army Corps of Engineers.

The nature and scope of the disaster will generally dictate the type of programs available, so it is important to understand additional State and Federal programs may exist depending on the magnitude and scope of the disaster. In addition to governmental agencies, NGOs may be able to provide recovery assistance as well. Elected Officials should work closely with State and Local emergency management agencies to understand the types of recovery programs available after a disaster.


Disaster Mitigation

In addition to the post-disaster mitigation programs, State and Local governments should engage in on-going disaster mitigation planning to identify the hazards facing their jurisdiction and what steps can be taken before disasters strike to mitigate the potential impacts of those hazards. This may include actions like enlarging culverts or moving structures out of the flood plane to mitigate the impact of a

potential flood. Additionally, **in order to receive certain types of disaster mitigation funding, State and Local governments must have a hazard mitigation plan in place** (localities can be covered by a County plan). New York State's Hazard Mitigation plan is available on the Hazard Mitigation portion of the DHSES website: www.dhses.ny.gov/recovery/mitigation/State-HM-Plan.cfm

The Value of Mitigation

A recent study by the Multi-hazard Mitigation Council shows each dollar spent on mitigation saves society an average of six dollars.



Preparedness Grants

In addition to the disaster recovery programs, there are numerous State and Federal grants intended to help build and sustain the capabilities of State and Local agencies to respond to all types of hazards. **It is important for Elected Officials to understand the various programs and how they can be used to enhance preparedness.** Most of the Federal programs are administered by DHSES, and several of the larger programs are outlined below:

Grant Funding Since 9/11

Since 9/11, the Federal government has allocated more than \$50 billion in homeland security/emergency management grant funding to State and Local governments. New York State has received more than \$5 billion, with at least 80% generally going to local government.

Emergency Management Performance Grant (EMPG): The purpose of the EMPG is to assist State and Local governments in enhancing and sustaining all-hazards emergency management capabilities, including the development of emergency management plans, training, and exercises. EMPG is one of the few grant programs used to support staffing as well, and every County in New York State receives a population based EMPG award.

Statewide Interoperable Communications Grant (SICG): The SICG is a non-competitive State grant intended to help facilitate the development, consolidation, and/or operation of public safety communications and networks designed to support statewide interoperable communications for first responders. All counties receive funding through this program. In addition to the to SICG, the SICG Targeted grant program is meant to improve the overall status of land mobile radio interoperability for public safety agencies by closing gaps and furthering the implementation of National Interoperability Channels.

Public Safety Answering Points (PSAP) Operations Grant: The PSAP Operations Grant is a non-competitive State grant which supports NYS county public safety answer points by reimbursing for PSAP operations, consolidations, and improvements. This grant supports existing PSAP operations, development of operational and procedural efficiencies, and supports the development of Next Generation 911 technologies.

State Homeland Security Program (SHSP): The SHSP is a core homeland security assistance program providing funds to build capabilities at the State and Local levels and to implement the goals and objectives included in the State Homeland Security Strategy. It also helps to fill capability gaps outlined in the County Emergency Preparedness Assessments (CEPA) completed by every county. NYS has received SHSP funding since the program's inception in 2002. Per DHS guidelines, 80% of the State's SHSP award must be given to local grantees each year.

Targeted Grants: Although the vast majority of SHSP funds are awarded to Counties using a risk formula, DHSES also leverages the funding for a series of Targeted Grant Programs intended to help build and sustain some targeted emergency response capabilities across the State. The majority of the Targeted Grants are competitive in nature and have traditionally been used to support local Bomb Squads, Tactical Teams, Technical Rescue/Urban Search and Rescue Teams, Hazardous Material Response Teams, Explosive Detection Canine Teams, to enhance cyber security posture, and to secure critical infrastructure and mass gathering sites across the state.

Urban Areas Security Initiative (UASI): The UASI program provides financial assistance to address the unique multi-disciplinary planning, organization, equipment, training, and exercise needs of high-threat, high-density Urban Areas, and to assist them in building and sustaining capabilities to prevent, protect against, respond to, and recover from threats or acts of terrorism. New York State currently has one UASI area, the New York City UASI Region, as designated by the US Department of Homeland Security. In addition to NYC, the Region includes Westchester County, the City of Yonkers, Nassau County, and Suffolk County. The UASI is governed by an Urban Area Working Group (UAWG), which ensures the development and implementation of regional preparedness initiatives.

A complete list of the grant programs administered by DHSES, including eligibility and allowable uses, can be found on the Grants portion of the DHSES website: www.dhSES.ny.gov/grants/. All funding should be used in support of the New York State Homeland Security Strategy and be used to fill capability gaps outlined in the County Emergency Preparedness Assessments (CEPA). The New York State Homeland Security Strategy is available on the DHSES website: www.dhSES.ny.gov/planning/.

Conclusion

Elected Officials are critical partners in emergency management, providing leadership before, during, and after disasters strike. By taking an active and personal role in emergency management, Elected Officials can help ensure the safety of their constituents and communities. DHSES and NYSEMA are committed to working with Elected Officials to ensure they have the knowledge and information needed to support emergency management efforts across New York State.





www.dhSES.ny.gov