

GETTING PREPARED WITH EMM

THE EMERGENCY
MANAGEMENT MASCOT




Homeland Security
and Emergency Services

The team at DHSES put this book together to encourage both you and your child to implement preparedness strategies at home so that you can be ready in the event of an emergency.

Emergencies can be scary for children, but they are much better at adapting to situations when they know a little bit about what to expect.

While working through this booklet with your child, you can create family communication and evacuation plans to ensure you are all ready for an emergency or disaster. Developing and practicing these plans are key ways to help you all remember what to do to stay safe.

Learn more at dhses.ny.gov.



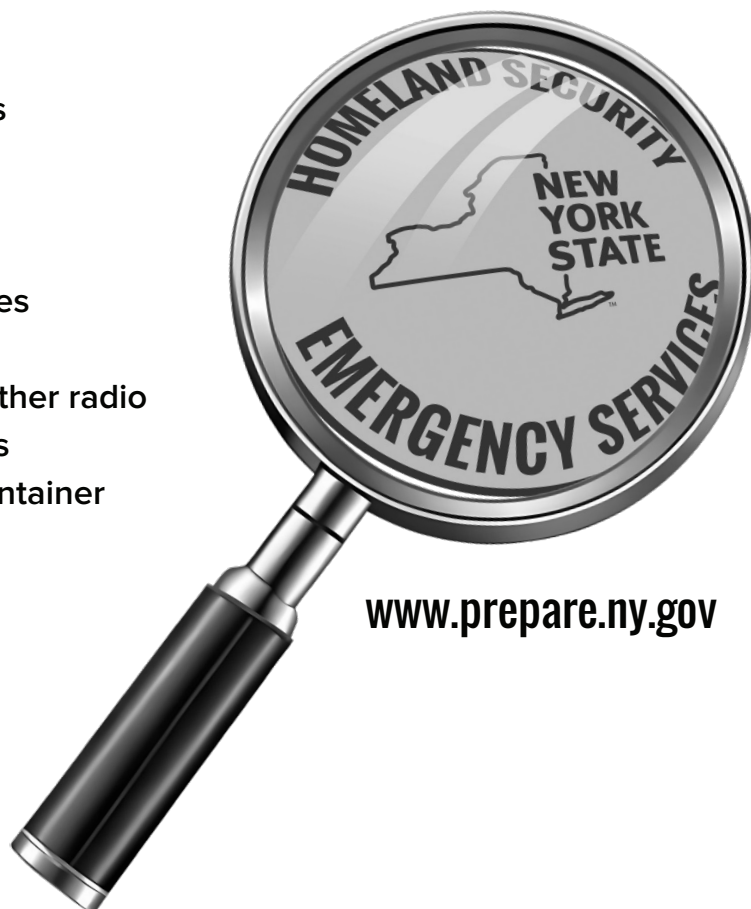
**Homeland Security
and Emergency Services**

HELP DETECTIVE EMM FIND THE MISSING SUPPLIES



Hey kids! Ask your parent or guardian to help you search your home for the items on this list, and add them to your family's preparedness kit!

- Water - at least 1 gallon daily per person for 7-10 days
- Food - at least enough for 7 days
 - non-perishable packaged or canned food / juices
 - snack items like peanut butter, crackers, and trail mix
 - non-electric can opener
 - paper plates / plastic utensils
- Clothing - seasonal / rain gear / sneakers
- Blankets and pillows
- First Aid Kit
- Special items for babies and the elderly
- Toiletries / Hygiene items / Moisture wipes
- Flashlight and fresh batteries
- Radio - battery operated and NOAA weather radio
- Emergency phone numbers and contacts
- Important documents in a waterproof container
- Money
- Toys, books, games and activities
- Pet care items
 - pet tags and proper identification
 - supply of water and pet food
 - carrier or cage
 - leash and muzzle



www.prepare.ny.gov


HELP PUT TOGETHER YOUR

A-MAZE-ING

PREPAREDNESS KIT!!!



BATTERY
POWERED
RADIO



BLANKETS,
EXTRA CLOTHES
AND FOOTWEAR




WATER



FLASHLIGHT
& BATTERIES



NON-PERISHABLE
FOOD




FIRST-AID
KIT



MAKE SURE YOUR PREPAREDNESS KIT INCLUDES YOUR OWN

IMPORTANT ITEM


DRAW A PICTURE IN THE PREPAREDNESS KIT BELOW OF YOUR IMPORTANT ITEM. IT COULD BE YOUR FAVORITE TOY, GAME, BOOK, ETC.!



EMERGENCY COMMUNICATION

IF THERE'S AN
EMERGENCY, A FIRE, OR CRIME,

CALL **911**



CYBER SECURITY

Use strong
passwords!



WORD JUMBLE

ALL ABOUT FIRE SAFETY

UNSCRAMBLE THE WORDS BY PLACING ONE LETTER ON EACH LINE.
THEN USE THE NUMBERED LINES TO COMPLETE THE ANSWER TO THE RIDDLE AT THE END OF THE SHEET.

1. **KMOES**

		4		2

2. **ECSEAP**

--	--	--	--	--	--

3. **ILLRD**

8				

4. **FGREIEIFHTR**

						1		3		

5. **PRRKINSEL**

				7					

6. **TYSFAE**

9					10

7. **AARLM**

6				

8. **UELF**

	5		




RIDDLE: What you should do if there is a fire.

ANSWER:

1	2	3	4	5	3	6	7	8	9	3	6	10	4	5	3

HAVE A PLAN IN CASE OF FIRE



EMERGENCY PREPAREDNESS WORD SEARCH

Think about the different supplies you need in an emergency and try to find them in the word search. Once you're done, ask your parents to help you make sure your family's kit is stocked with these items.

T E S T A A P W T T R K S P D
T C T C T C T A T W D C T R C
A A C T G D I E T A E C T A L
R H E O O A K E R H W T N D I
F O O T M C D N S S O O I I S
E L K M A P I O B O P N P O E
I W A J T S A A P E T F O O D
O H E S C S T S N I L A C M P
T I N L H T S E S H O E S O G
M S I S E L R M K E C K I I I
E T C R S I I A T N C W E E R
E L I S D A F G F H A F P H K
A E D T S O S E H T O L C I L
S Y E N O M N D E T F O B E E
S S M D P M A R W A L E E C O

BLANKETS
FOOD
WATER
BATTERIES
FLASHLIGHT



MONEY
MEDICINE
MATCHES
CAN OPENER
FIRST AID KIT

GAMES
COMPASS
MAP
RADIO
WHISTLE

CLOTHES
PET FOOD
SHOES
JACKET


SPOT THE DIFFERENCES!

When it comes to being prepared, make sure that your ducks are in a row!
Can you spot the differences in the second image below?



HOME ESCAPE MAP

In the space below, draw a floor map of your home or apartment. Check each bedroom for the best window or door for an emergency escape. Remember to always know two ways out. Pick a designated meeting place outside your home for you and your family members.

A large, empty rectangular box with a thin black border, intended for drawing a floor map of a home or apartment. The box is completely blank, providing space for the user to sketch their floor plan, identify escape routes, and mark a meeting place.

SCRAMBLE ANSWERS:

1. SMOKE
2. ESCAPE
3. DRILL
4. FIREFIGHTER
5. SPRINKLER
6. SAFETY
7. ALARM
8. FUEL

RIDDLE:

GET OUT AND STAY OUT

CROSSWORD ANSWERS:

T E S T A A P W T T R K S P D
T C T C T C T A T W D C T R C
A A C T G D I E T A E C T A L
R H E O O A K E R H W T N D I
F O O T M C D N S S O O I I S
E L K M A P I O B O P N P O E
I W A J T S A A P E T F O O D
O H E S C S T S N I L A C M P
T I N L H T S E S H O E S O G
M S I S E L R M K E C K I I I
E T C R S I I A T N C W E E R
E L I S D A E G F H A F P H K
A E D T S O S E H T O L C I L
S Y E N O M N D E T F O B E E
S S M D P M A R W A L E E C O

EMERGENCY CONTACT INFORMATION

My Name: _____

My Address: _____

My Family Members Names: _____

My Phone Number: _____

My Parent/Guardian's Phone Number(s): _____

Meeting Spot: _____


Out-of-Town Contact: _____

Medical Doctor Information: _____

**Review and update your plan every year.
Remember to call 911 in an emergency!**



x.com/nysdhSES



[instagram.com/nysdhSES](https://www.instagram.com/nysdhSES)



[facebook.com/nysdhSES](https://www.facebook.com/nysdhSES)



[youtube.com/c/nysdhSES](https://www.youtube.com/c/nysdhSES)



DOWNLOAD THIS
BOOKLET AND OTHER
KIDS' ACTIVITIES AT
WWW.DHSES.NY.GOV/KIDS
OR BY SCANNING THIS QR CODE



**Homeland Security
and Emergency Services**

www.dhSES.ny.gov